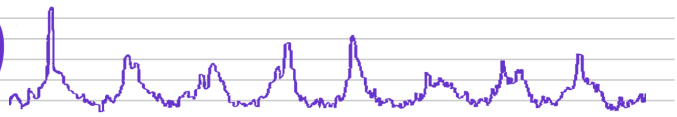


**European Mortality Bulletin, week 7, 2020:**

Pooled estimates of all-cause mortality show normal expected levels of mortality currently, following some excess mortality observed in some countries over the past few weeks.

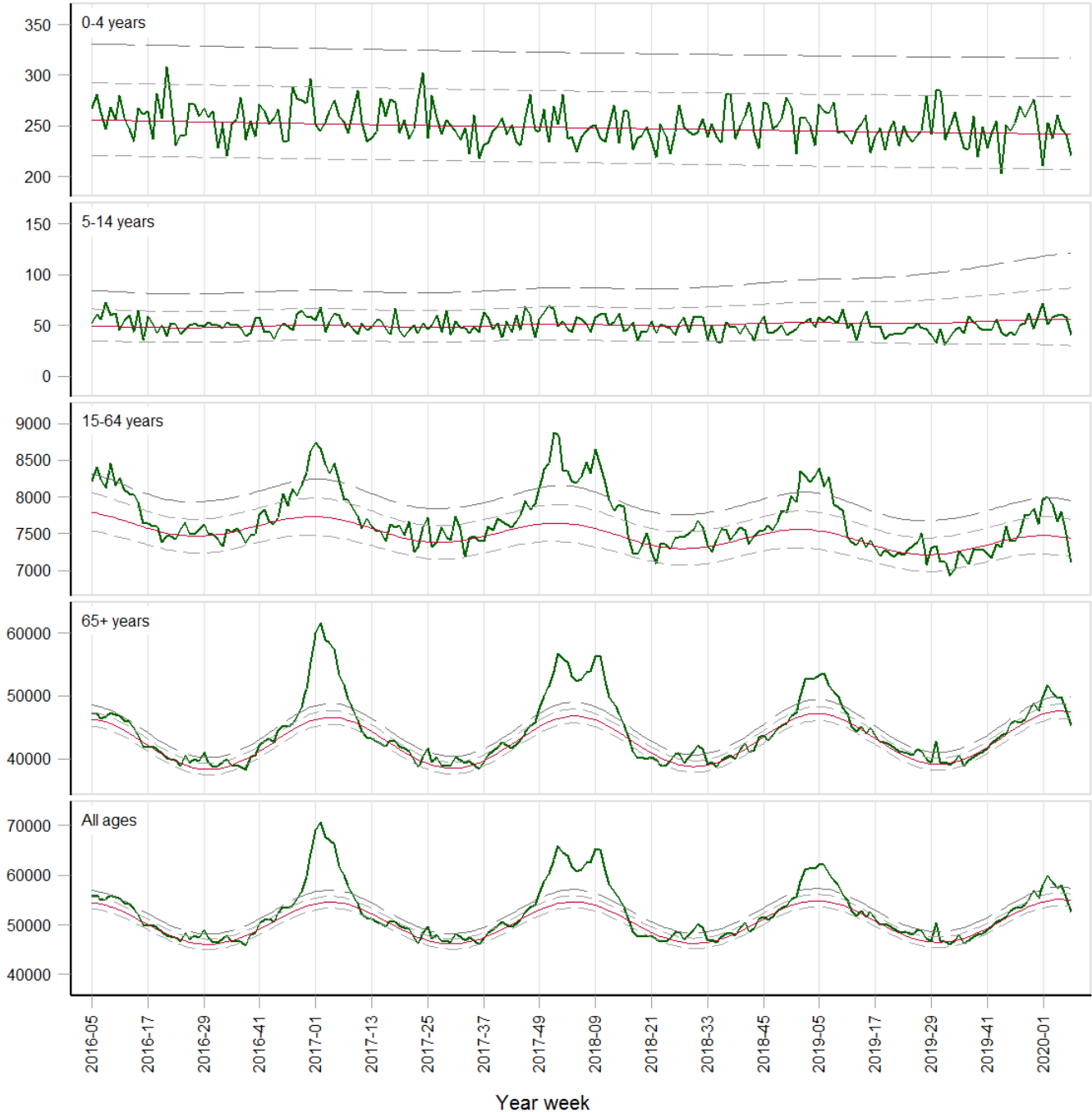
Data from 23 participating countries or regions were included in this week's pooled analysis of all-cause mortality in Europe.

The number of deaths in the recent weeks should be interpreted with caution as adjustments for delayed registrations may be imprecise. Furthermore, results of pooled analyses may vary depending on countries included in the weekly analyses. Pooled analyses are adjusted for variation between the included countries and for differences in the local delay in reporting. Further details are available on <http://www.euromomo.eu>.



### Pooled number of deaths

EuroMOMO: week 7, 2020

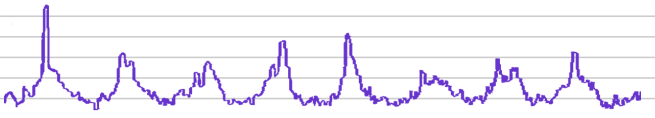


— Stratified baseline      — Delay-adjusted number of deaths  
- - - Normal range (+/- 2 z-scores)      - - - Substantial increase (4 z-scores)

#### Participating countries:

Austria, Belgium, Denmark, Estonia, Finland, France, Germany (Berlin), Germany (Hesse), Greece, Hungary, Ireland, Italy, Malta, Netherlands, Norway, Portugal, Spain, Sweden, Switzerland, UK (England), UK (Northern Ireland), UK (Scotland), UK (Wales)

# euroMOMO



## European monitoring of excess mortality for public health action

