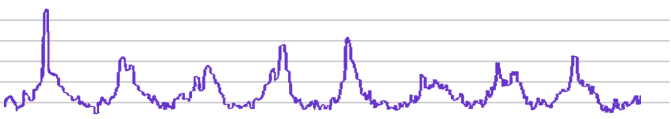


## **European Mortality Bulletin, week 30 2019:**

Pooled estimates of all-cause mortality show mortality levels within expected ranges in the participating countries.

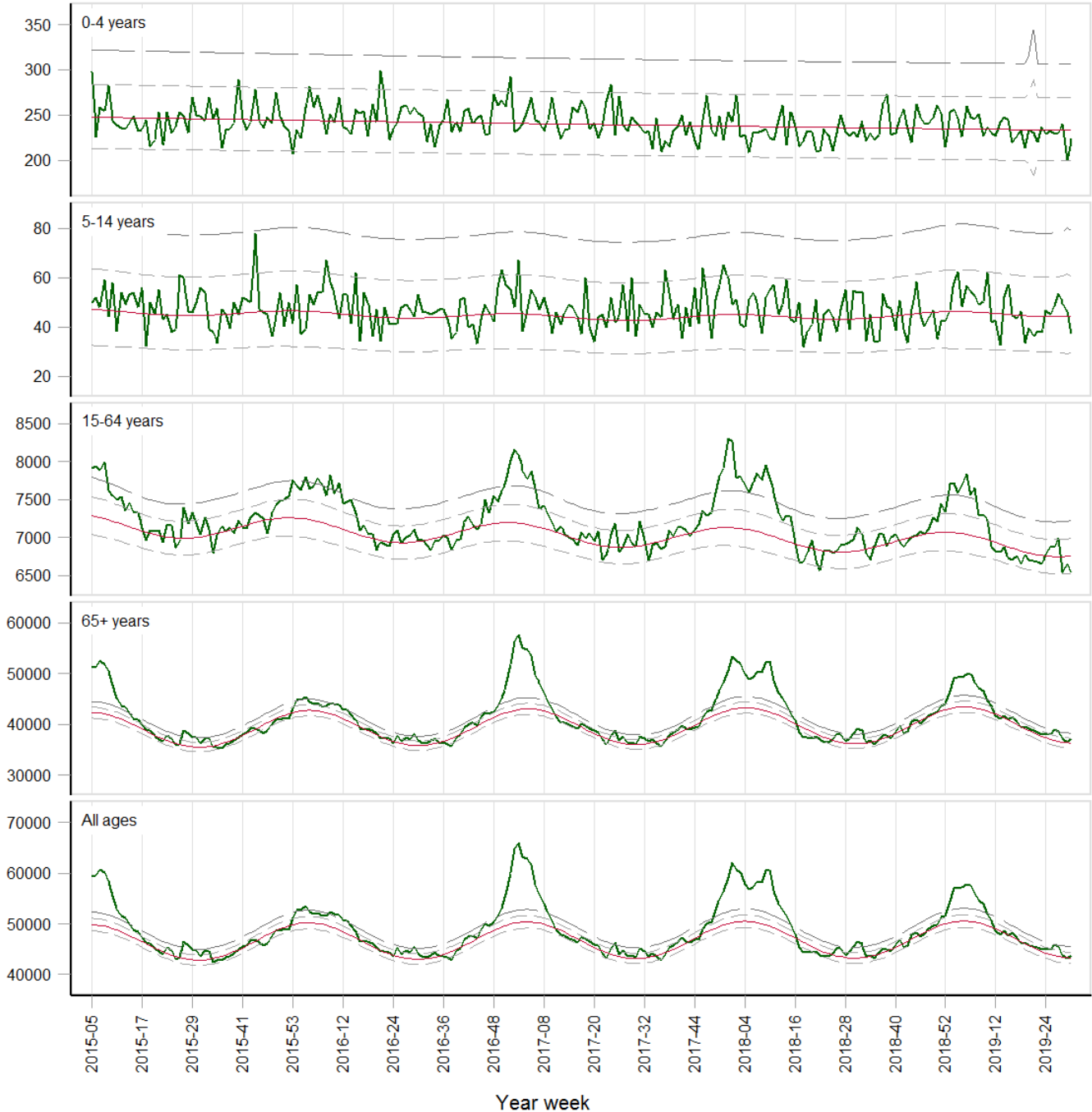
Data from 21 countries or regions were included in this week's pooled analysis of all-cause mortality.

The number of deaths in the recent weeks should be interpreted with caution as adjustments for delayed registrations may be imprecise. Furthermore, results of pooled analyses may vary depending on countries included in the weekly analyses. Pooled analyses are adjusted for variation between the included countries and for differences in the local delay in reporting. Further details are available on <http://www.euromomo.eu>.



### Pooled number of deaths

EuroMOMO: week 30, 2019

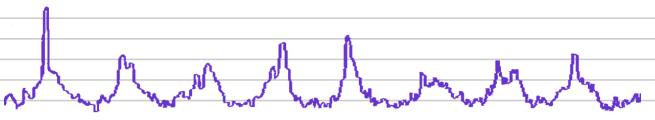


— Stratified baseline      — Delay-adjusted number of deaths  
- - - Normal range (+/- 2 z-scores)      - - - Substantial increase (4 z-scores)

#### Participating countries:

Austria, Denmark, France, Germany (Berlin), Germany (Hesse), Greece, Hungary, Ireland, Italy, Luxembourg, Malta, Netherlands, Norway, Portugal, Spain, Sweden, Switzerland, UK (England), UK (Northern Ireland), UK (Scotland), UK (Wales)

# euroMOMO



## European monitoring of excess mortality for public health action

