

European mortality bulletin, week 7, 2016:

The pooled analysis shows a pattern suggesting excess all-cause mortality among the 15-64 years age group. This pattern appeared at the end of 2015, and seems slightly lower than the 2012/13 and 2014/15 winter seasons. Mortality among the elderly is within the expected levels for the season.

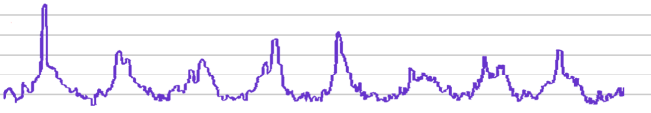
Data from 17 countries or regions* were received and all included in the pooled analyses.

Excess mortality levels in most recent weeks may be difficult to interpret because adjustment for delayed registrations may be imprecise. Further, results of pooled analyses may vary depending on which countries were included in the weekly analyses.

Pooled analyses are adjusted for variation between the included countries and for differences in the local delay in reporting.

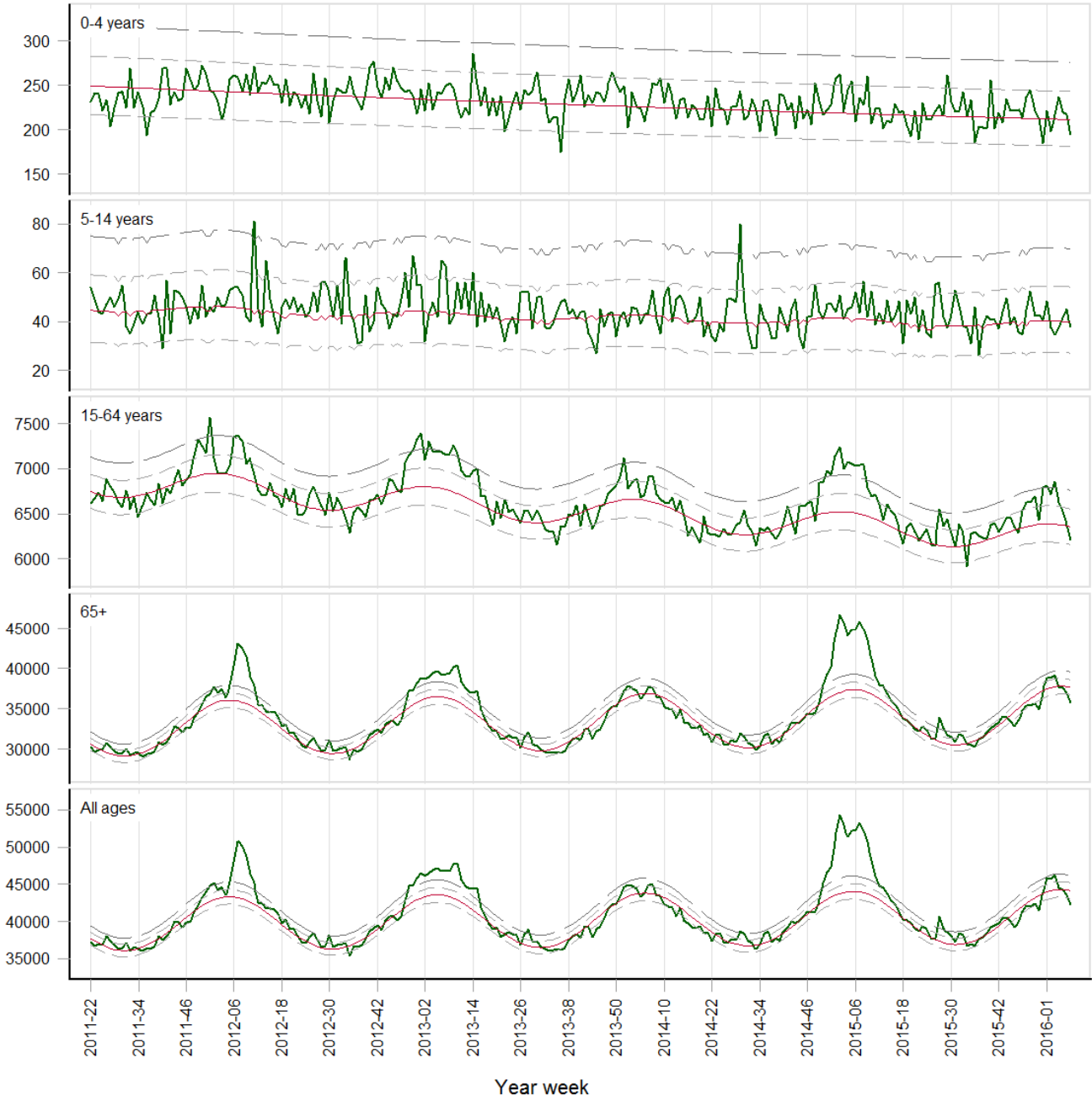
Further details are available on <http://www.euromomo.eu>

* Belgium, Denmark, England (UK), Estonia, Finland, France, Greece, Hungary, Ireland, the Netherlands, Norway, Portugal, Scotland (UK), Spain, Switzerland, Sweden, and Wales (UK).



Pooled number of deaths

EuroMOMO: week 7, 2016

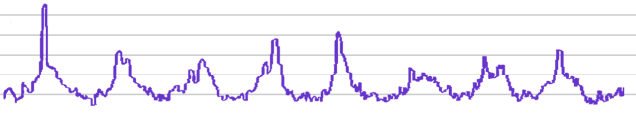


— Stratified baseline — Delay-adjusted number of deaths
- - - Normal range (+- 2 z-scores) - - - Substantial increase (4 z-scores)

Participating countries:

Belgium, Denmark, Estonia, Finland, France, Greece, Hungary, Ireland, Netherlands, Norway, Portugal, Spain, Sweden, Switzerland, UK (England), UK (Scotland), UK (Wales)

euroMOMO



European monitoring of excess mortality for public health action

