



### **European mortality bulletin, week 33, 2015:**

Overall, all-cause mortality has been within the normal range for most of the reporting countries since end of the winter season. Switzerland and Spain have seen an excess in mortality among elderly (65+ years of age) in July 2015 concurrent with heat-waves in these areas.

(<http://www.bfs.admin.ch/bfs/portal/en/index/themen/14/02/04/key/01.html>).

Data from 16 countries or regions\* was received, of these 15\*\* were included in the pooled analyses.

Excess mortality levels in most recent weeks may be difficult to interpret because adjustment for delayed registrations may be imprecise. Further, results of pooled analyses may vary depending on which countries were included in the weekly analyses.

Pooled analyses are adjusted for variation between the included countries and for differences in the local delay in reporting.

Further details are available on <http://www.euromomo.eu>

\* Denmark, England (UK), Finland, France, Greece, Hungary, Ireland, the Netherlands, Northern Ireland (UK), Norway, Portugal, Scotland (UK), Spain, Sweden, Switzerland, and Wales (UK).

\*\* Not included in the pooled analyses: Northern Ireland (UK).

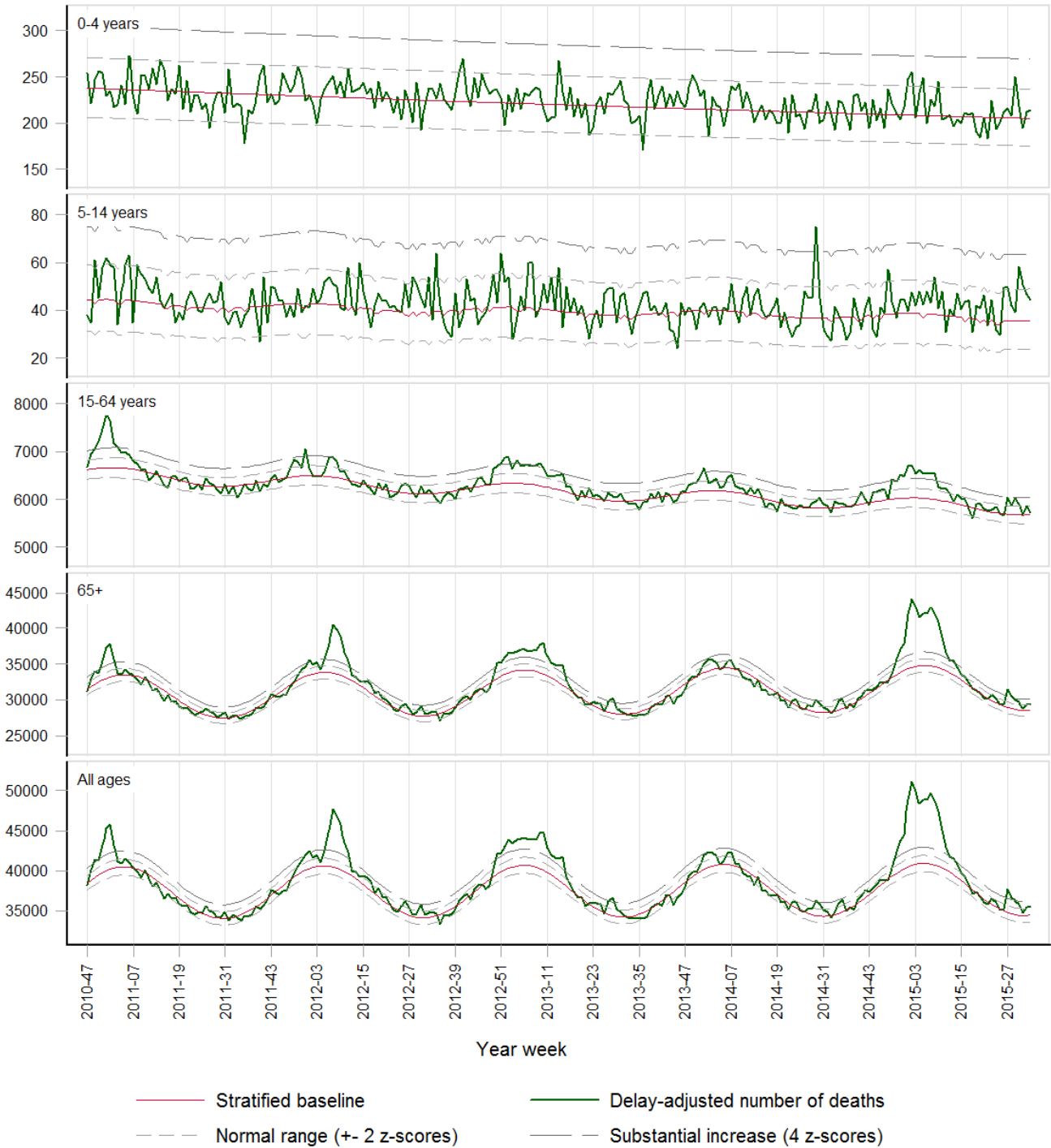
# euroMOMO



European monitoring of excess mortality for public health action

Pooled number of deaths

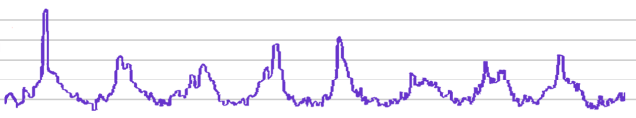
EuroMOMO: week 33, 2015



**Participating countries:**

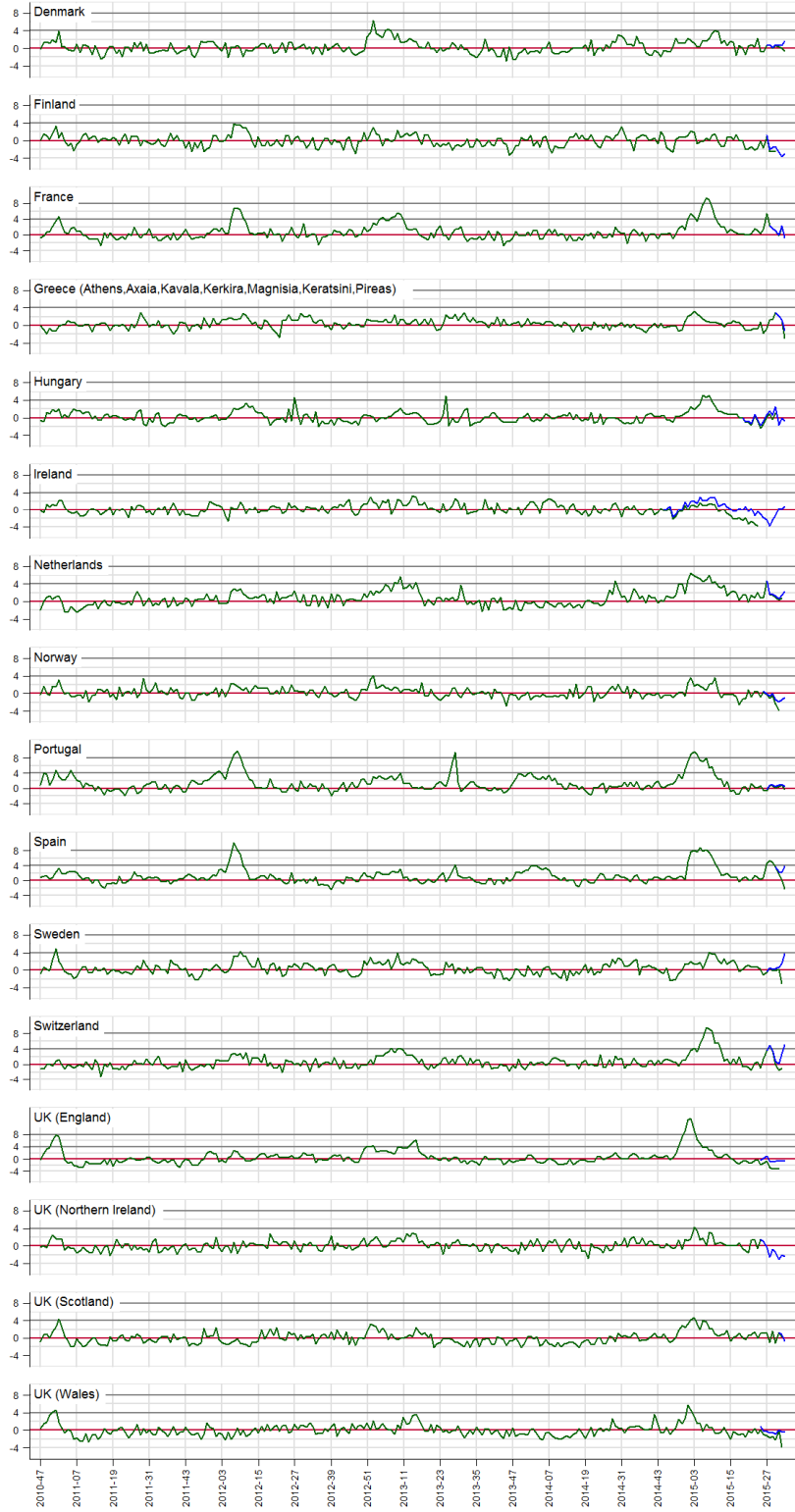
Denmark, Finland, France, Greece, Hungary, Ireland, Netherlands, Norway, Portugal, Spain, Sweden  
Switzerland, UK (England), UK (Scotland), UK (Wales)

# euroMOMO



## European monitoring of excess mortality for public health action

Weekly z-score, age group Total by country EuroMOMO: week 33, 2015



Z-scores below -4 has been cut off

— Standardised variation around the baseline (z-score)      — Delay-adjusted z-score