



### **European mortality bulletin, week 01, 2015:**

All-cause mortality is within normal range for this time of the season in most reporting countries, however in one country, an all-cause excess of deaths have been observed among the elderly (65+) during the recent weeks.

An excess number of deaths was observed in Portugal. This excess may be associated with the current extreme cold, increase in acute respiratory illness and start of the influenza season. Complications from underlying chronic conditions could also play a role.

Data from 14 countries or regions\* was received, of these 13\* was included in the pooled analyses. The pooled analyses, which may accumulate minor increases in excess mortality across countries, did not indicate any excess in the overall all-cause mortality during the past months.

Excess mortality levels in most recent weeks may be difficult to interpret because adjustment for delayed registrations may be imprecise. Further, results of pooled analyses may vary dependent on which countries were included in the weekly analyses.

Pooled analyses were adjusted for variation between the included countries and for differences in the local delay in reporting.

Further details are available on <http://www.euromomo.eu>

\*Belgium, Denmark, Finland, France, Greece, Hungary, Ireland, the Netherlands, Portugal, Scotland (UK), Spain, Sweden and Switzerland.

\*\*Not included in the pooled analyses: Portugal.

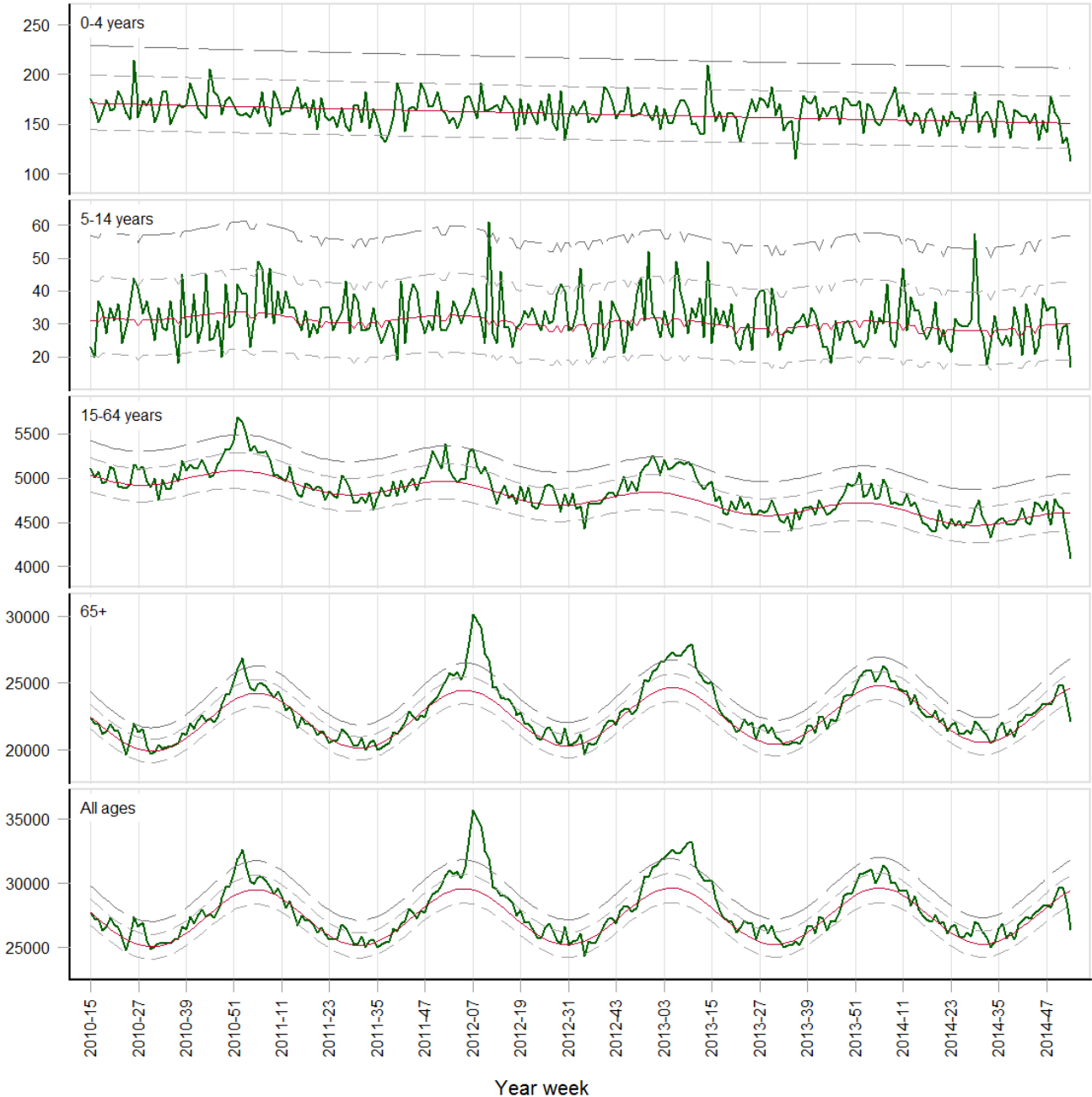
# euroMOMO



European monitoring of excess mortality for public health action

Pooled number of deaths

EuroMOMO: week 1, 2015

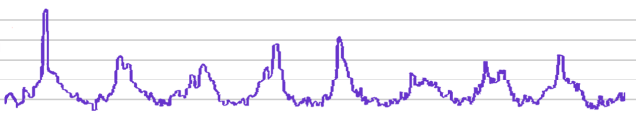


— Stratified baseline                      — Delay-adjusted number of deaths  
 - - - Normal range (+- 2 z-scores)       - - - Substantial increase (4 z-scores)

**Participating countries:**

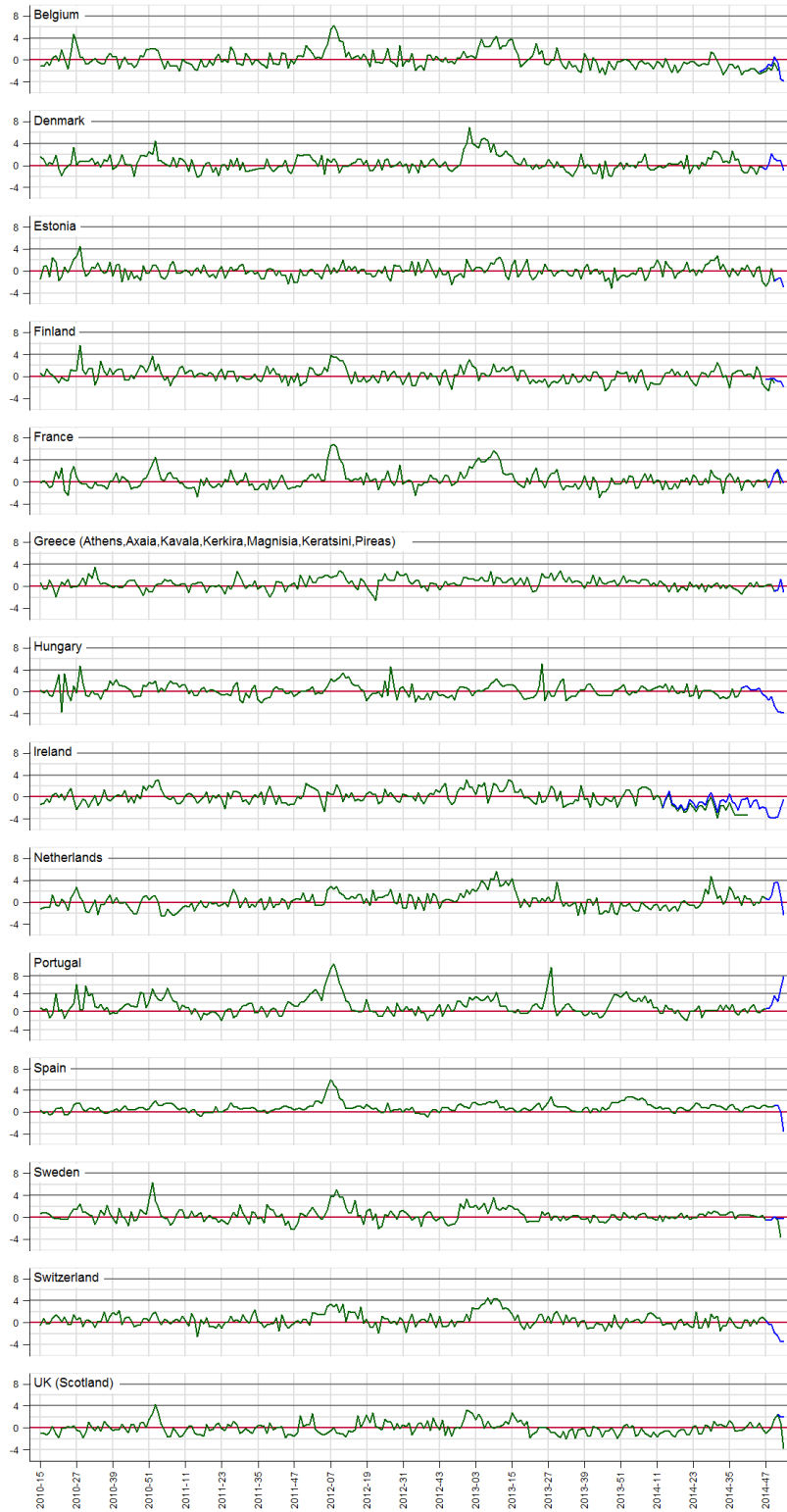
Belgium, Denmark, Estonia, Finland, France, Greece, Hungary, Ireland, Netherlands, Spain, Sweden  
 Switzerland, UK (Scotland)

# euroMOMO



## European monitoring of excess mortality for public health action

Weekly z-score, age group Total by country EuroMOMO: week 1, 2015



Z-scores below -4 has been cut off

— Standardised variation around the baseline (z-score)      — Delay-adjusted z-score