

European mortality bulletin, week 35, 2014:

All-cause mortality has been within the normal range for most reporting countries during the past weeks.

For week 35 data was received from 17 countries or regions*, of these 15** were included in the pooled analyses.

Pooled analyses show that all-cause mortality has been around normal levels during most of the summer, however a pooled excess mortality (z-score above 2) in mid-July (weeks 29 and 30) was observed in the elderly. Furthermore, pooled excess mortality was observed in the 5-14 and 15-64 age groups in week 29, this was primarily driven by the airplane crash in Ukraine and is especially apparent in the analysis from the Netherlands.

Excess mortality has also been observed in individual countries or regions during the summer. In Berlin (Germany) an increase in number of deaths among the elderly was observed in the end of June during week 25. In Finland, an excess mortality also in the elderly was observed in weeks 29-34 with z-scores above 3 in weeks 31 and 32. The observed excess mortality in Berlin and in Finland happened concurrent with heat waves in the areas. As already mentioned, the peak in week 29 for the 5-14 and 15-64 year age groups in the Netherlands might be a reflection of the many Dutch victims in the airplane crash in Ukraine. In the Netherlands an excess mortality was also observed in the 65+ age group during weeks 29 and 30; concurrent with hot weather.

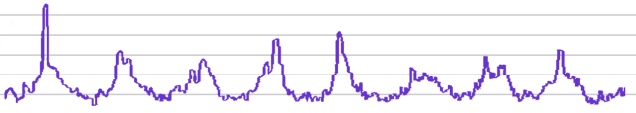
Excess mortality levels in most recent weeks are difficult to interpret because adjustment for delayed registrations may be imprecise. Further, results of pooled analyses may vary dependent on which countries were included in the weekly analyses.

Pooled analyses were adjusted for variation between the included countries and for differences in the local delay in reporting.

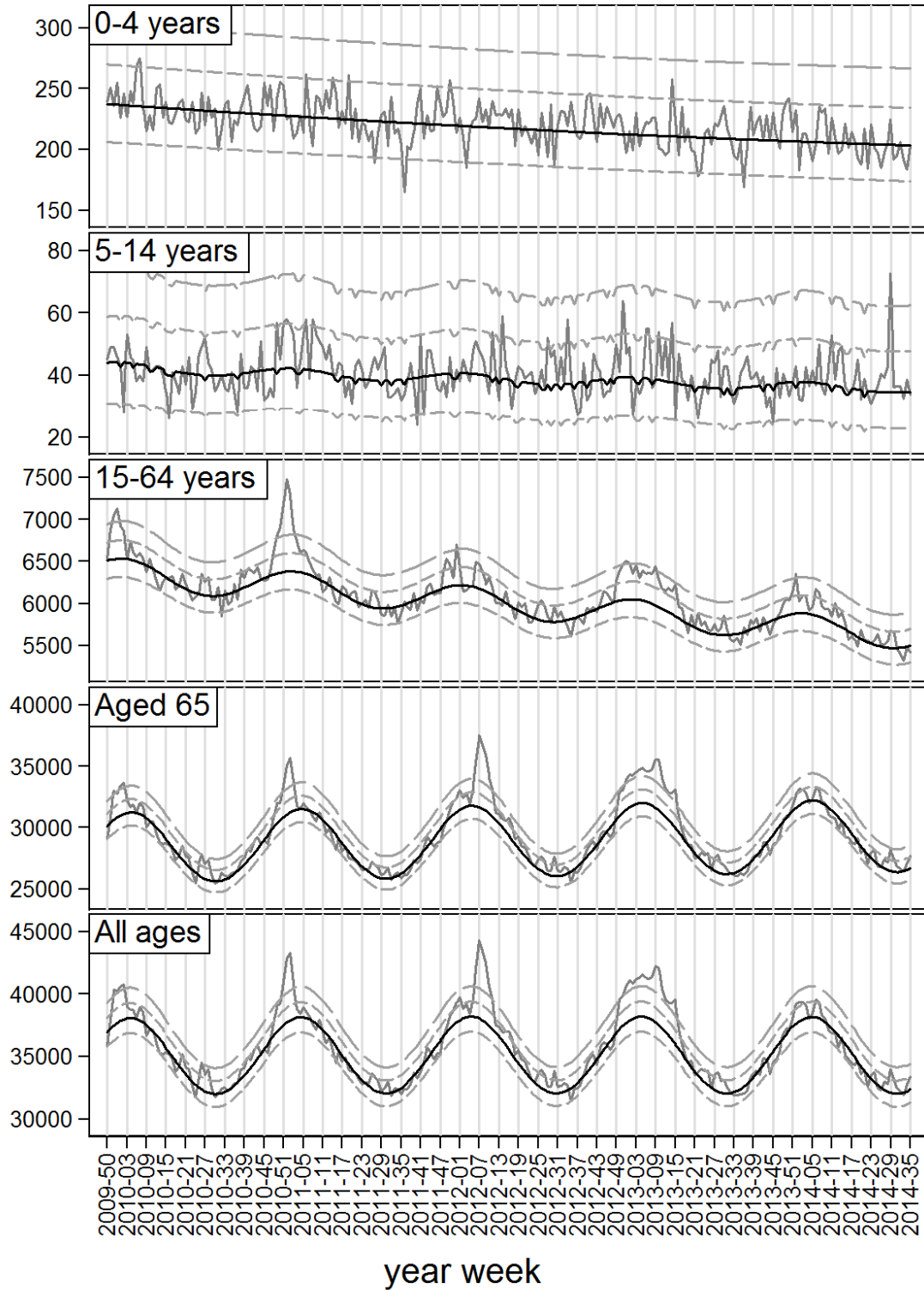
Further details are available on <http://www.euromomo.eu>

*Berlin (Germany), Denmark, England (UK), Estonia, Finland, France, Greece, Hungary, Ireland, Netherlands, Northern Ireland (UK), Portugal, Scotland (UK), Spain, Sweden, Switzerland and Wales (UK).

** Not included in pooled analysis: Northern Ireland and Portugal

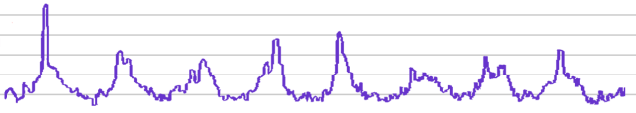


Pooled number of deaths

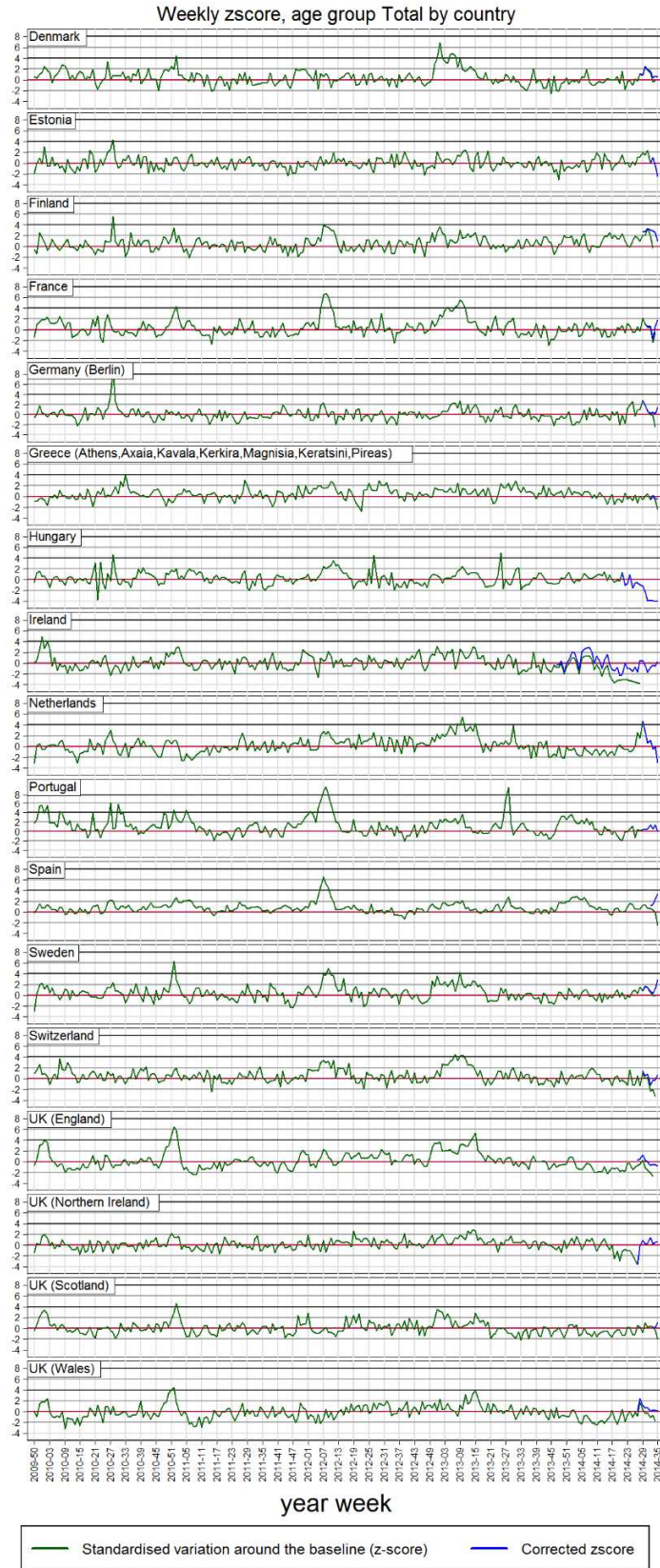


Grey line: Observed delay-adjusted. Black line: Stratified baseline.
 Quick dotted: Normal range (2 zscores). Slow dotted: Substantial increase (4 zscores)

euroMOMO



European monitoring of excess mortality for public health action



EuroMOMO: week 35 year 2014. z-scores below -4 has been cut off