

European mortality bulletin, week 25, 2014:

All-cause mortality has been within the normal range for all reporting countries.

Data was received from 17 countries or regions*, of these 15** were included in the pooled analyses. Pooled analyses show that overall all-cause mortality has been around normal levels during the winter season 2013/2014. However individual country analyses show a moderate excess mortality in a few countries earlier during the winter season 2013/14. In Spain, a moderate increase in all-cause mortality (Z-scores slightly above 2) among the 15-64 age group was seen in the beginning of 2014 (weeks 2-7). In Ireland, an increase in excess all-cause mortality was seen in those aged 65 years and over in February (weeks 6 to 8). The excess mortality may be related to increased influenza intensity in these countries, but other factors may also play a role.

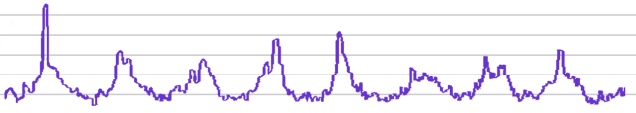
Excess mortality levels in most recent weeks are difficult to interpret because adjustment for delayed registrations may be imprecise. Further, results of pooled analyses may vary dependent on which countries were included in the weekly analyses.

Pooled analyses were adjusted for variation between the included countries and for differences in the local delay in reporting.

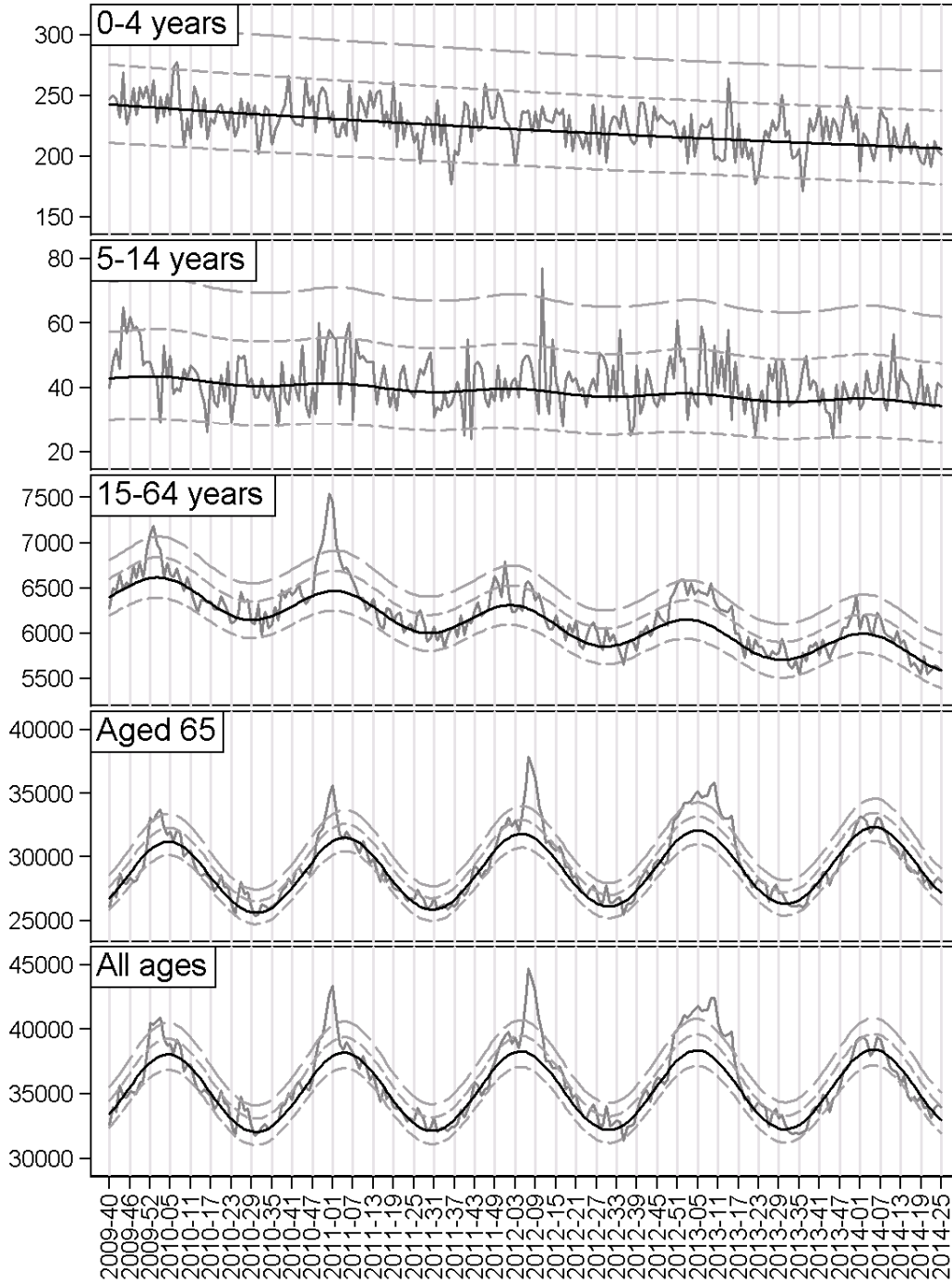
Further details are available on <http://www.euromomo.eu>.

* Belgium, Berlin (Germany), Denmark, England (UK), Estonia, Finland, France, Greece, Hungary, Ireland, the Netherlands, Northern Ireland (UK), Portugal, Scotland (UK), Spain, Switzerland and Wales (UK).

** Not included in pooled analysis: Northern Ireland (UK) and Portugal.



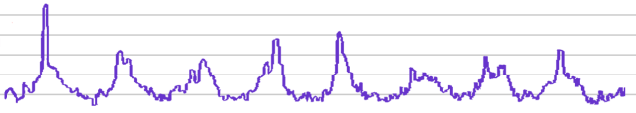
Pooled number of deaths



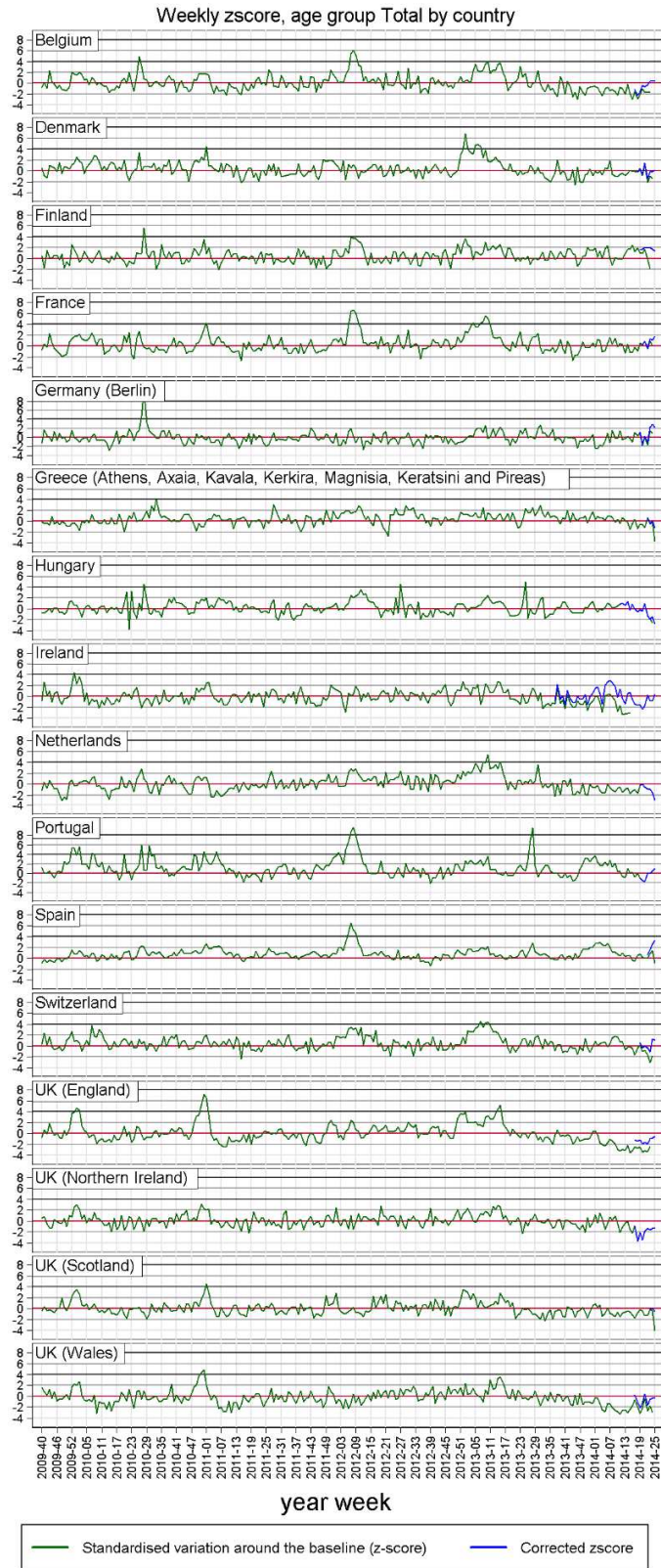
year week

Grey line: Observed delay-adjusted. Black line: Stratified baseline.
 Quick dotted: Normal range (2 zscores). Slow dotted: Substantial increase (4 zscores)

euroMOMO



European monitoring of excess mortality for public health action



EuroMOMO: week 25 year 2014. z-scores below -4 has been cut off