

### **European mortality bulletin, week 44, 2013:**

All-cause mortality has been within the normal range for all reporting countries.

Data was received from 17 countries or regions\* of these 14\*\* were included in the pooled analysis. The pooled data showed that overall all-cause mortality has been - apart from excess mortality peaks in single countries during the summer period - around normal levels since the end of the winter season 2012/2013.

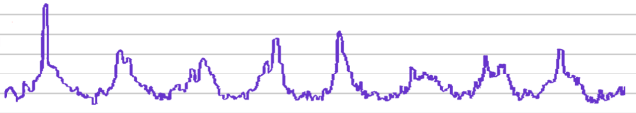
Excess mortality levels in most recent weeks are difficult to interpret because adjustment for delayed registrations may be imprecise. Further, results of pooled analysis may vary dependent on which countries are included in the weekly analysis.

Pooled analysis was adjusted for variation between the included countries and for differences in the local delay in reporting.

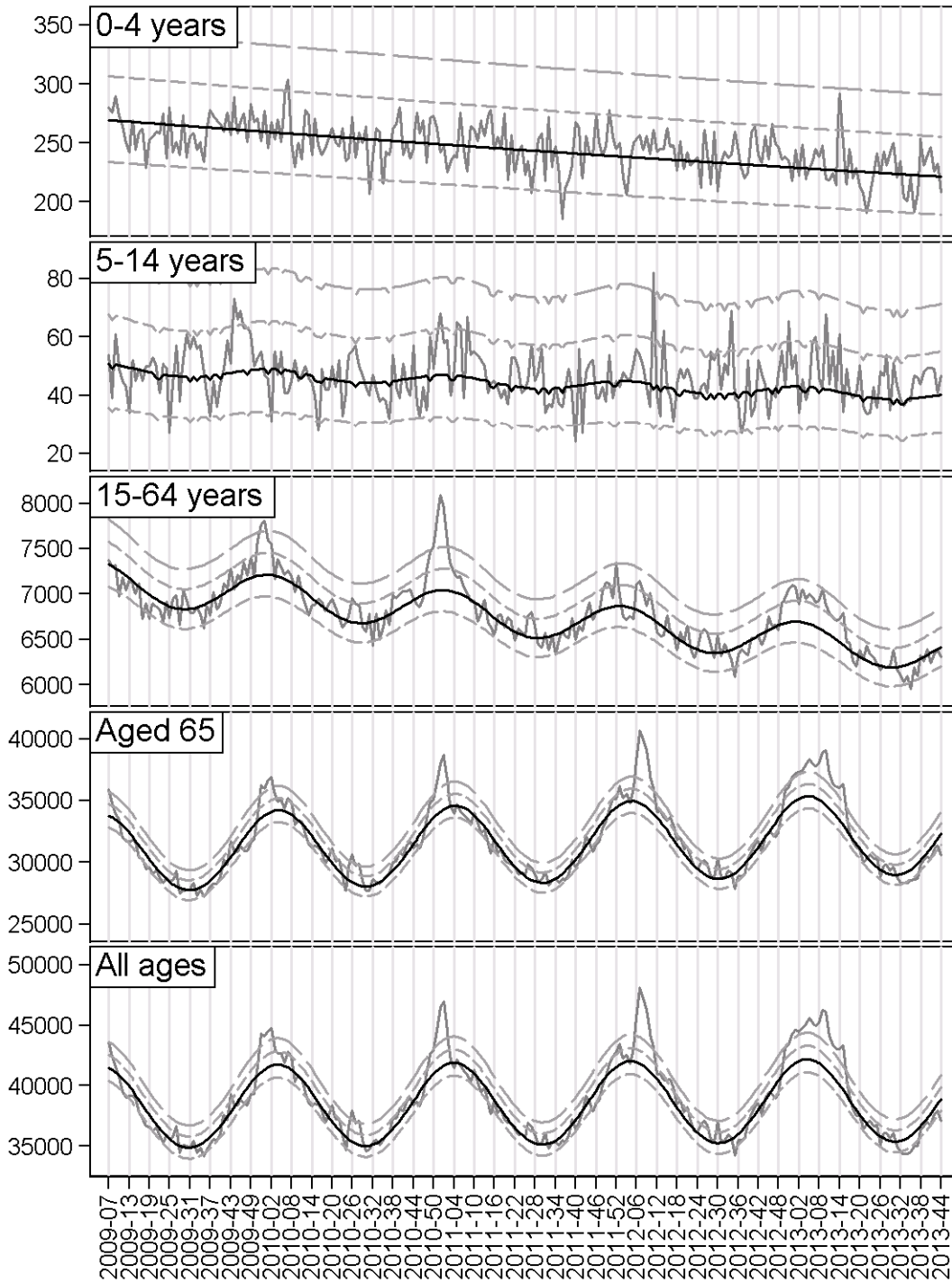
Further details are available on <http://www.euromomo.eu>.

\* Belgium, Berlin (Germany), Denmark, England (UK), Estonia, Finland, France, Hungary, Ireland, Netherlands, Northern Ireland (UK), Portugal, Sweden, Spain, Wales (UK), Scotland (UK), Switzerland

\*\* Not included: Northern Ireland (UK), Portugal and Scotland (UK)



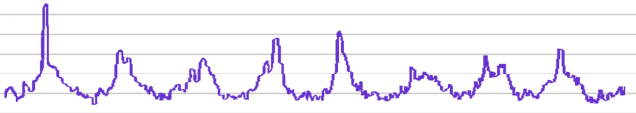
## Pooled number of deaths



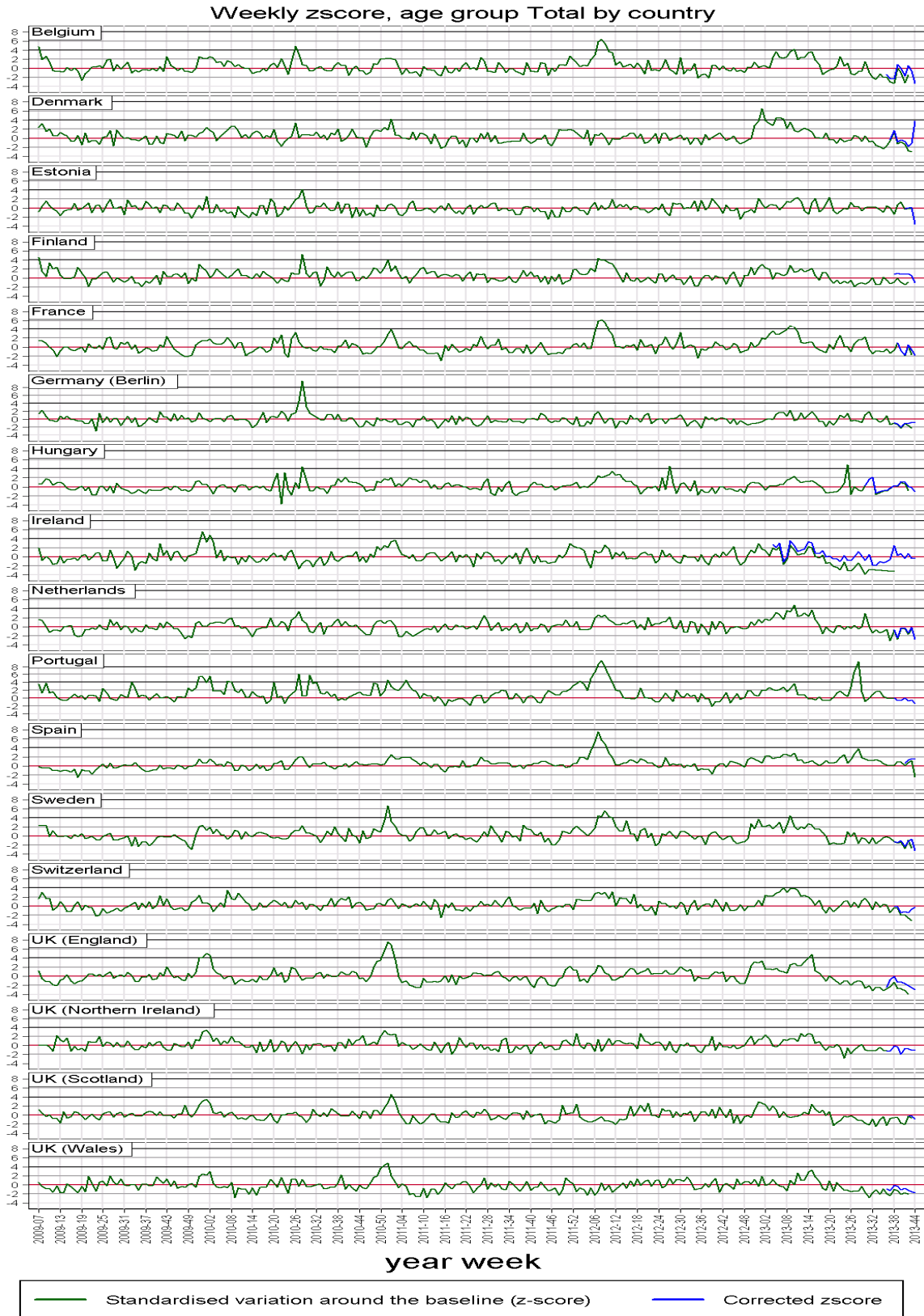
year week

Grey line: Observed delay-adjusted. Black line: Stratified baseline.  
 Quick dotted: Normal range (2 zscores). Slow dotted: Substantial increase (4 zscores)

# euroMOMO



European monitoring of excess mortality for public health action



EuroMOMO: week 44 year 2013. z-scores below -4 has been cut off