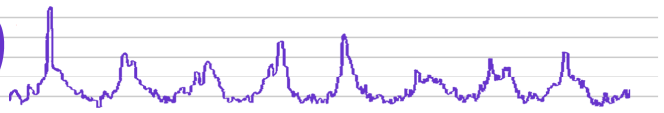


euromomo



European monitoring of excess mortality for public health action

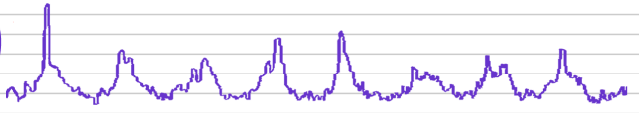
European mortality bulletin, week 39, 2013:

Analysis of pooled data from 13 countries or regions showed that overall all-cause mortality has been - apart from excess mortality peaks in single countries during the summer period - around normal levels since the end of the winter season 2012/2013.

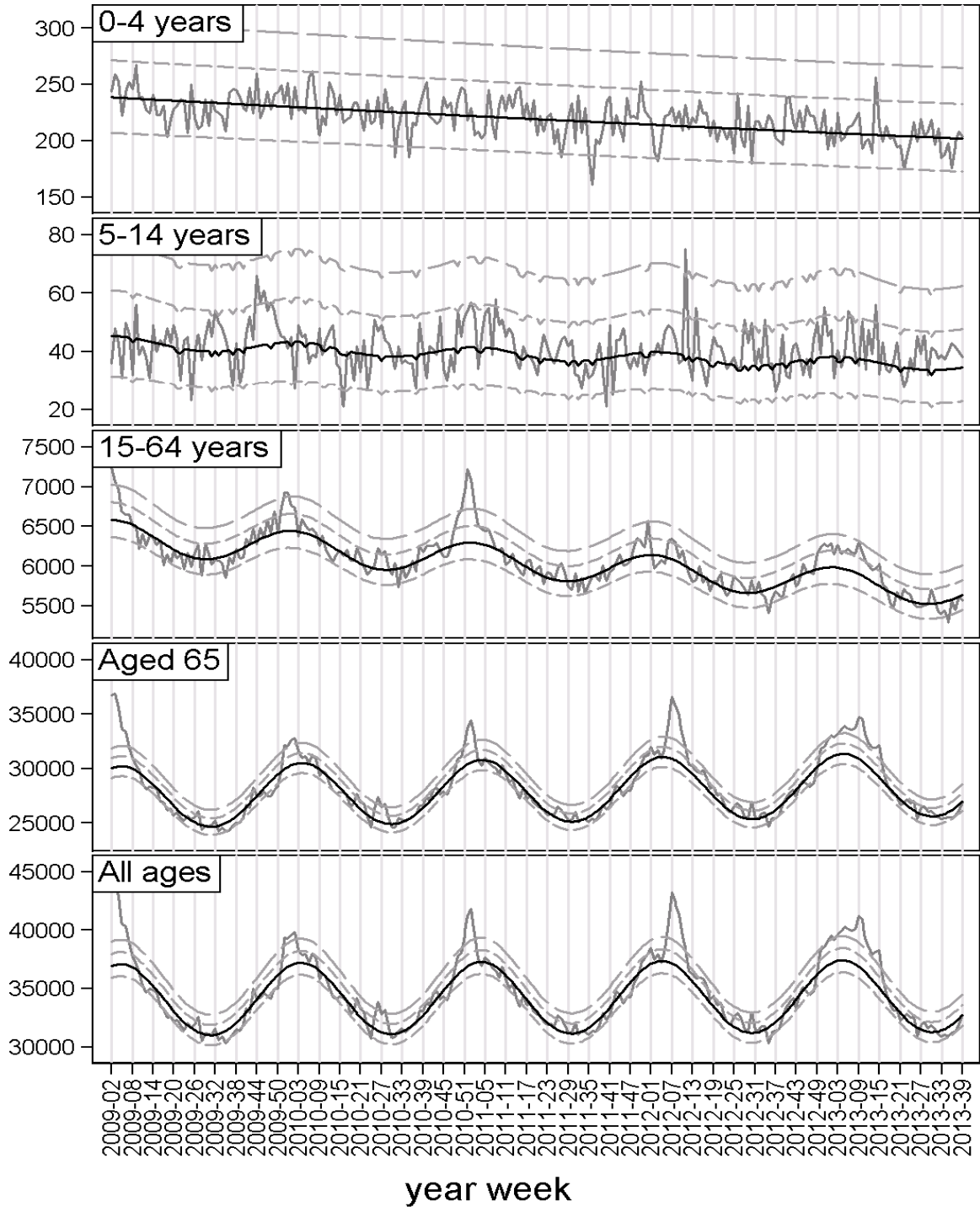
Excess mortality levels in most recent weeks are difficult to interpret because adjustment for delayed registrations may be imprecise. Further, results of pooled analysis may vary dependent on which countries are included in the weekly analysis.

Pooled analysis was adjusted for variation between the included countries and for differences in the local delay in reporting. Further details are available on

<http://www.euromomo.eu/results/pooled.html>



Pooled number of deaths



Grey line: Observed delay-adjusted. Black line: Stratified baseline.
 Quick dotted: Normal range (2 zscores). Slow dotted: Substantial increase (4 zscores)
 EuroMOMO: week 39 year 2013