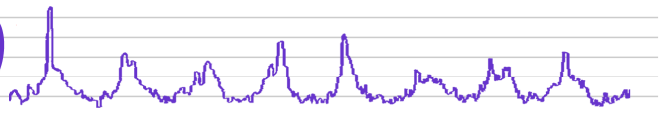


euro **MOMO**



European monitoring of excess mortality for public health action

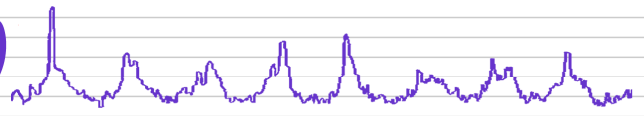
European mortality bulletin, week 35, 2013:

Analysis of pooled data from 14 countries or regions showed that overall all-cause mortality has been around normal levels since the end of the winter season 2012/2013.

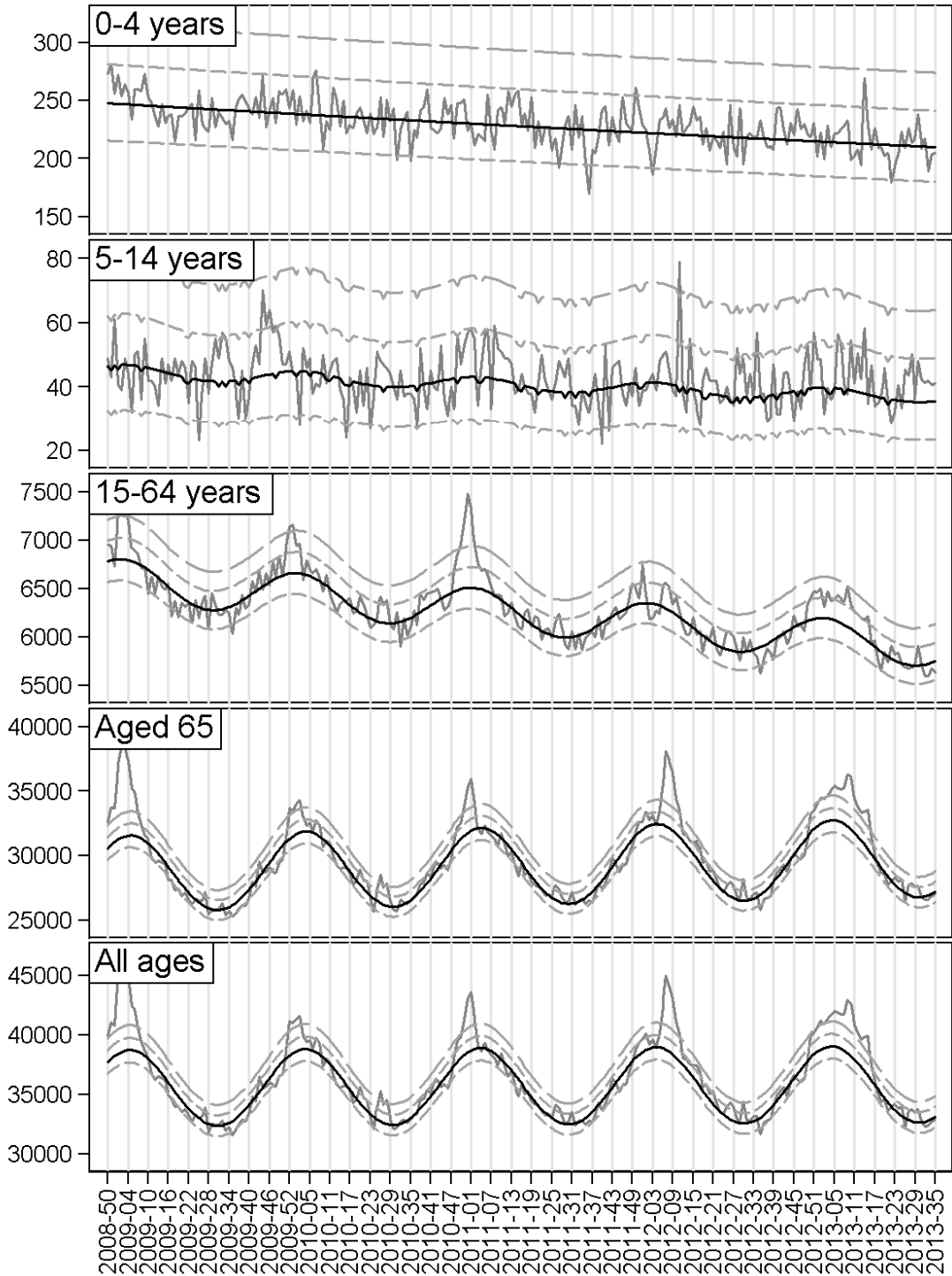
However in single countries there have been excess mortality peaks. In Portugal an excess mortality was observed in the 65+ age group during weeks 26, 27 and 28. This excess mortality was concurrent with a heat wave in Portugal mainland from 26 June to 11 of July. In Spain excess mortality was observed in the 65+ age group during weeks 27 and 28, which also may have been related to high temperatures.

Excess mortality levels in most recent weeks are difficult to interpret because adjustment for delayed registrations may be imprecise. Further, results of pooled analysis may vary dependent on which countries are included in the weekly analysis.

Pooled analysis was adjusted for variation between the included countries and for differences in the local delay in reporting. Further details are available on <http://www.euromomo.eu/results/pooled.html>



Pooled number of deaths



year week

Grey line: Observed delay-adjusted. Black line: Stratified baseline.
 Quick dotted: Normal range (2 zscores). Slow dotted: Substantial increase (4 zscores)