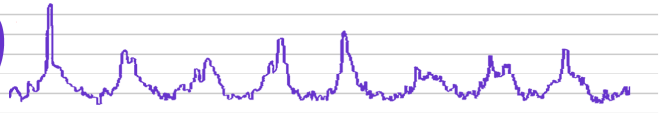


euromomo



European monitoring of excess mortality for public health action

European mortality bulletin, week 31, 2013:

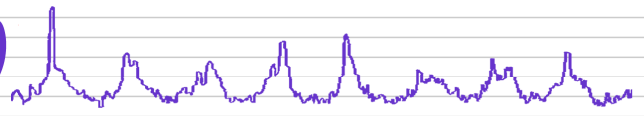
Analysis of pooled data from 11 countries or regions in week 31/2013 showed that overall all-cause mortality has been at normal levels since week 17/2013.

Excess mortality levels in most recent weeks are difficult to interpret because adjustment for delayed registrations may be imprecise. Further, results of pooled analysis may vary dependent on which countries are included in the weekly analysis.

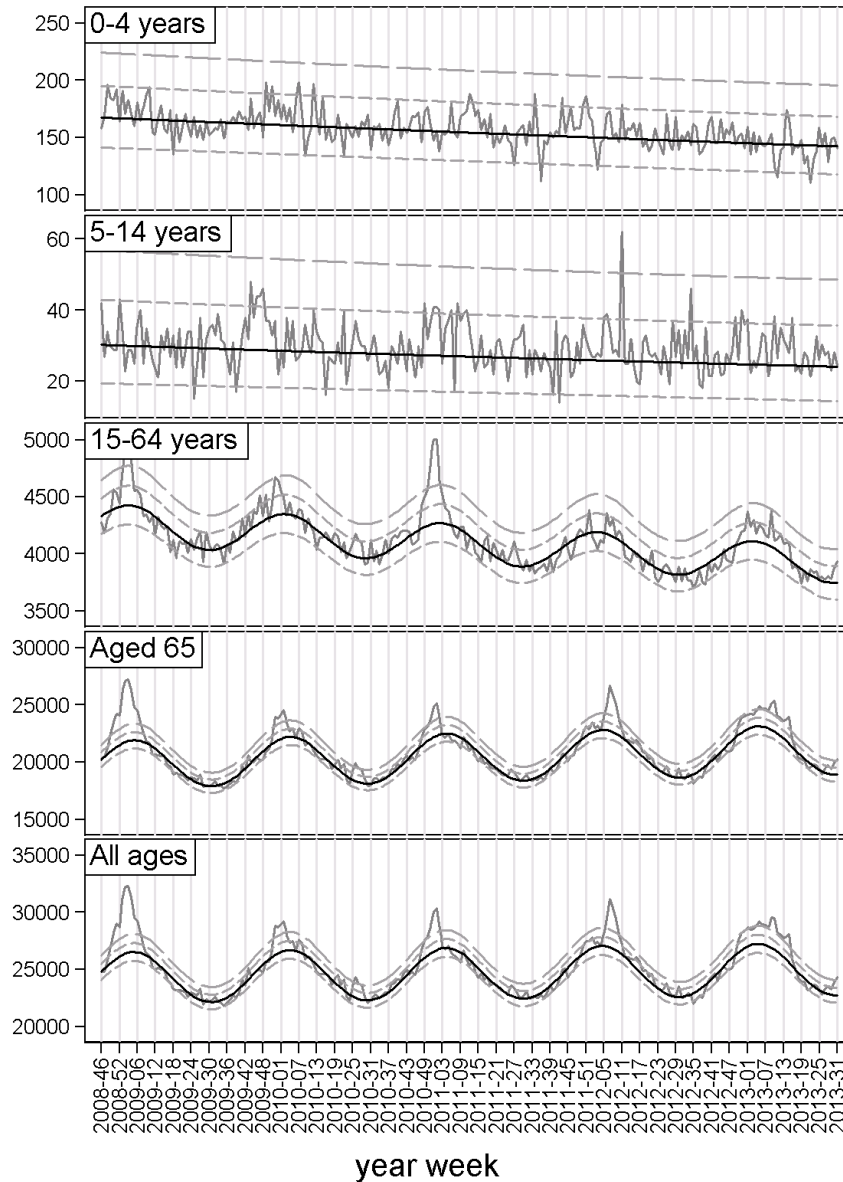
In single countries there have been excess mortality peaks in recent weeks. This may reflect increased mortality due to heat.

In Portugal an excess mortality was observed in 65+ age group during weeks 26, 27 and 28. This excess mortality was concurrent with a heat wave in Portugal mainland from 26 June to 11 of July.

Pooled analysis was adjusted for variation between the included countries and for differences in the local delay in reporting. Further details are available on <http://www.euromomo.eu/results/pooled.html>



Pooled number of deaths



Grey line: Observed delay-adjusted. Black line: Stratified baseline.
 Quick dotted: Normal range (2 zscores). Slow dotted: Substantial increase (4 zscores)

EuroMOMO: week 31 year 2013