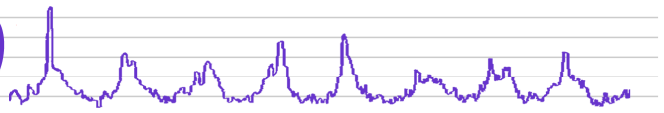


euromomo



European monitoring of excess mortality for public health action

### **European mortality bulletin, week 28, 2013:**

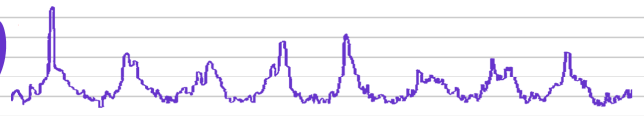
Analysis of pooled data from 13 countries or regions in week 28/2013 showed that all-cause mortality has been at normal levels since week 17/2013.

In recent weeks delay adjusted z-scores have been increased in a couple of countries, however, there is to date no indication that this reflects a real rise in all-cause mortality.

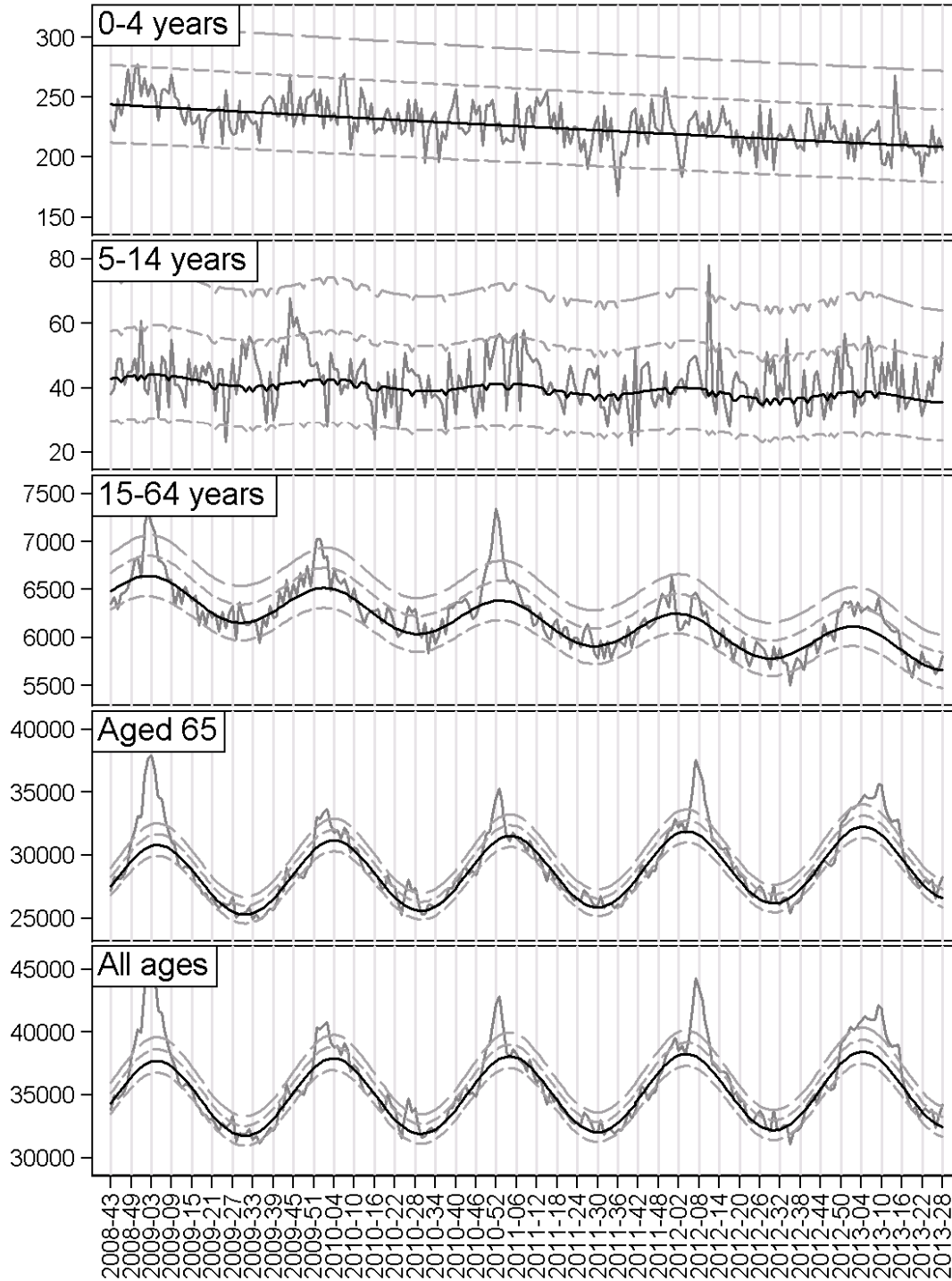
Pooled analysis was adjusted for variation between the included countries and for differences in the local delay in reporting. Further details are available on

<http://www.euromomo.eu/results/pooled.html>

Excess mortality levels in most recent weeks are difficult to interpret because adjustment for delayed registrations may be imprecise. Further, results of pooled analysis may vary dependent on which countries are included in the weekly analysis.



## Pooled number of deaths



year week

Grey line: Observed delay-adjusted. Black line: Stratified baseline.

Quick dotted: Normal range (2 zscores). Slow dotted: Substantial increase (4 zscores)