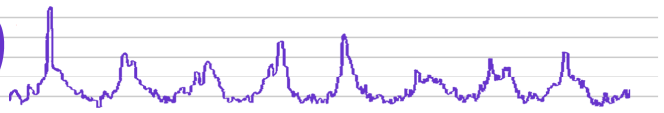


euromomo



European monitoring of excess mortality for public health action

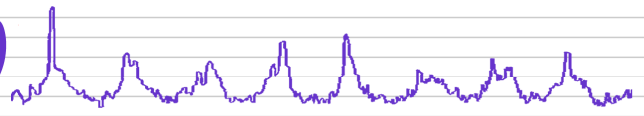
### European mortality bulletin, week 22, 2013:

Pooled analysis of data, based on 13 countries or regions, showed a sustained winter peak of excess all-cause mortality among those aged 65 years and older. Excess mortality started in week 01/2013, peaked in week 10/2013 but has since week 17/2013 been around normal levels. Cumulative winter excess mortality among older people (cumulated from week 40/2012 to week 22/2013) showed excess mortality levels higher than those seen in the past three winters.

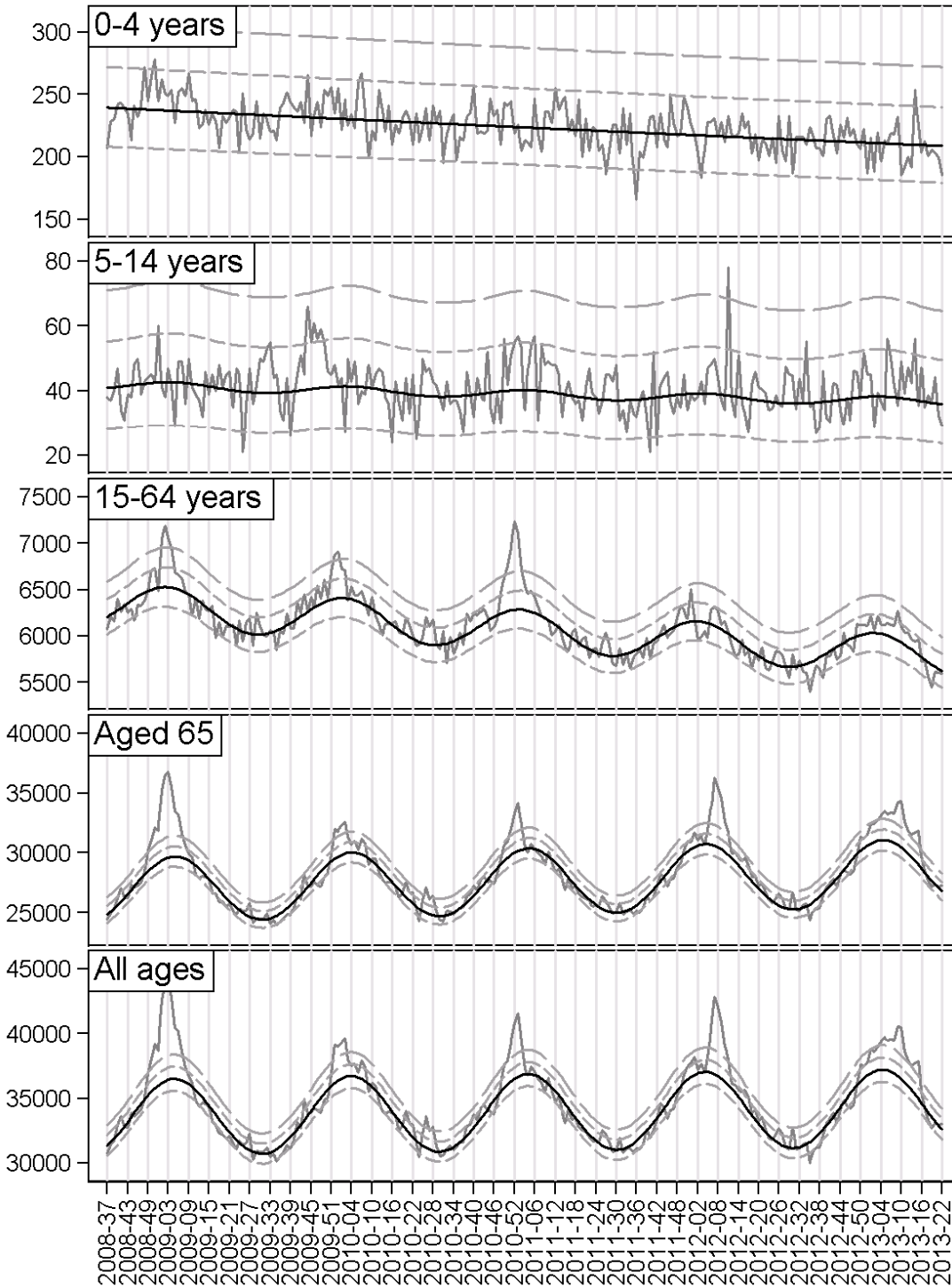
The mortality pattern may be explained by the pattern of influenza activity this season in Europe, but other factors such as the long, cold winter may also have contributed.

Pooled analysis was adjusted for variation between the included countries and for differences in the local delay in reporting. Further details are available on <http://www.euromomo.eu/results/pooled.html>

Excess mortality levels in most recent weeks are difficult to interpret because adjustment for delayed registrations may be imprecise. Further, results of pooled analysis may vary dependent on which countries are included in the weekly analysis



## Pooled number of deaths



year week

Grey line: Observed delay-adjusted. Black line: Stratified baseline.  
 Quick dotted: Normal range (2 zscores). Slow dotted: Substantial increase (4 zscores)