

### European mortality bulletin, week 13, 2013:

Pooled analysis of week 13/2013 data, based on 12 countries or regions, showed a flat but sustained peak of excess mortality among people aged 65 and older which started in week 01/2013 and may still be on-going. Cumulative winter excess mortality among older people (cumulated from week 40/2012 to week 13/2013) showed excess mortality levels comparable to those of the 2011/2012 winter season

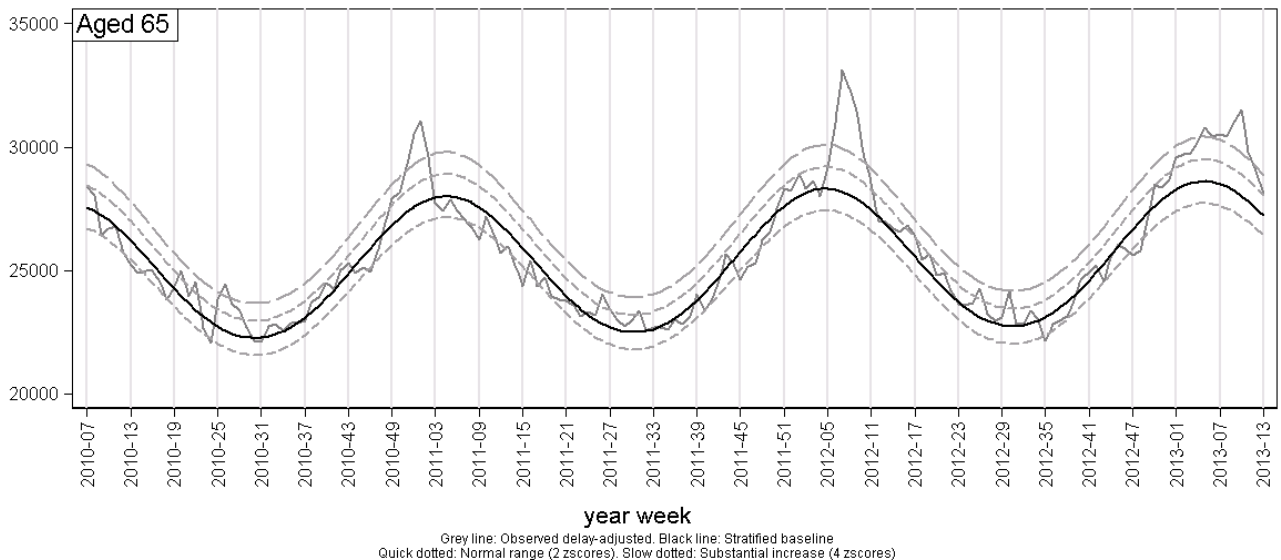
No excess mortality in younger age groups has been detected so far this season.

Excess mortality levels in the most recent weeks are difficult to interpret because the adjustment of delayed registrations may be imprecise. Results of pooled analysis may vary dependent on which countries are included in the weekly analysis.

So far in 2012/13, individual country analysis has shown a diverse temporal pattern of all-cause mortality in people aged 65 years and above. For the countries that have seen an increase in mortality, some observed increases at the end of 2012 (Denmark, Ireland, UK (England, Scotland), while others observed increases later in 2013 (Belgium, France, Ireland, Netherlands, Switzerland). There are several countries who have no or only very moderate mortality increases (i.e. to around 2 z-scores above the baseline) so far (Finland, Germany (Berlin), Greece, Portugal, Spain).

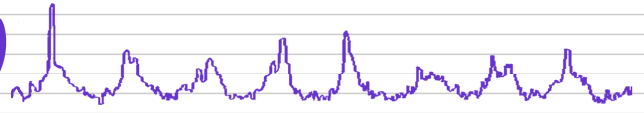
The diverse mortality pattern may be explained by the pattern of influenza activity this season in Europe, but other factors such as the long and cold winter may also play a role.

Pooled number of deaths



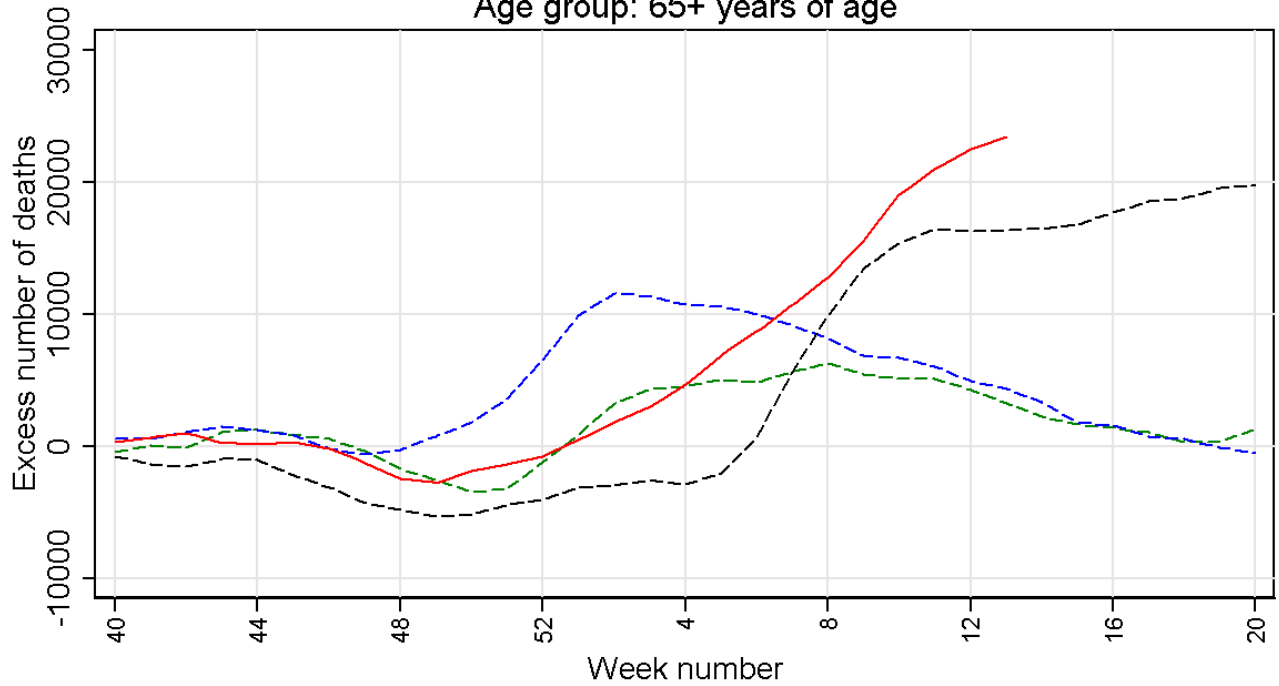
EuroMOMO: week 13 year 2013

Pooled analysis was adjusted for variation between the included countries and for differences in local delay of reporting. Further details are available on <http://www.euromomo.eu/results/pooled.html>



## Pooled cumulated winter excess deaths

Age group: 65+ years of age



Red line: 2012/13. Dotted lines: Green 2009/10. Blue 2010/11. Black 2011/12

EuroMOMO: week 13 year 2013